

PAY UNPAID TOLL




NEW E-ZPASS SM SITE TUTORIAL

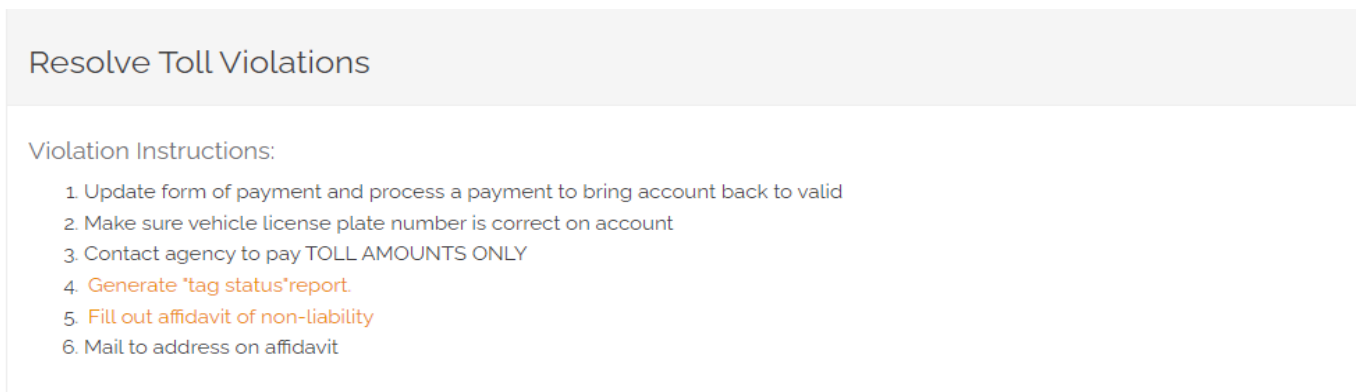
1. Go to: <http://www.indianatollroad.org>
2. Click E-ZPass SM login button located at the top right of the homepage



3. In the right corner click - SIGN IN



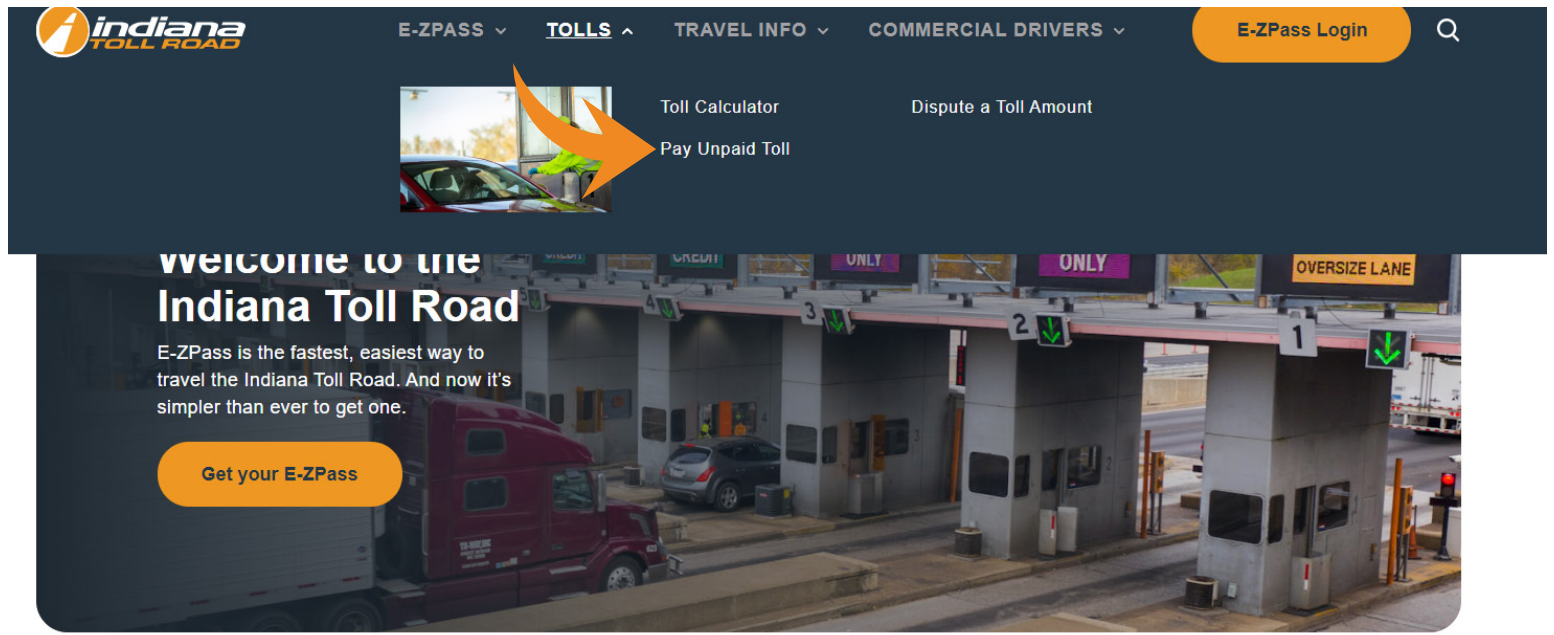
After Clicking Resolve Toll Violations, this page will appear:



To pay an unpaid toll as an E-ZPass customer (which shouldn't be necessary) you would click ITRCC from your account page:



Under TOLLS - click Pay Unpaid Toll



1. If you know your ticket number select I have my ticket number
2. Enter your ticket number in the box provided
3. Click NEXT

Unpaid Toll Payment

0%

The Indiana Toll Road (I80/I90) is a gated system, which is exclusively pay-as-you-travel. Patrons will stop and pay their tolls with cash, credit/debit card, or E-ZPass—so our patrons do not need to worry about unpaid tolls. If you were unable to pay and received an Unpaid Toll Ticket upon exit, follow the below prompts:

Instructions

If you have your ticket or ticket number:

1. Enter your Unpaid Toll ID (including leading zeros) in the box provided
2. Click "Lookup Ticket" to search for your unpaid toll
3. When your unpaid toll appears, click the link in order to review and pay all or a portion of the fee

If you do not have your ticket or ticket number, please click "I Do Not Have My Ticket Number" in Order to Proceed

Payment is due within 30-days of travel

If you do not have your ticket, [click here](#) to use our toll road calculator

**INDIANA TOLL ROAD
Unpaid Toll**

Unpaid Toll ID: 002410987106050063 Original
From: 0077 - South Bend - Notre Dame
To: 0024 - Portage
Lane: 109
Date: 02-22-2023 04:48:16 PM
Toll Operator: 49050
Category: 2
Amount Due: \$4.30
License Plate: EXAMPLE
State: IN

All times Central
Payment of Unpaid Tolls can be made online at:
<https://secure.indianatollroad.org/pay-toll-charge/>

Thank you for using Indiana Toll Road.
Drive Safely!

Do you have your ticket number? *

I have my ticket # I do not have my ticket number

Please Enter Your Ticket Number *

If you do not know, or do not have a ticket number, choose the "I do not have my ticket number" option above and click NEXT.

VALIDATE

1. Click NEXT
2. Enter in your contact information
3. First name
4. Last name
5. Primary phone
6. E-mail address
7. Street
8. City
9. State/Providence
10. Zip Code
11. Country
12. Click NEXT
13. Confirm the information you have entered
14. Click MAKE PAYMENT

Verify your information

Home > Unpaid Toll Payment

Unpaid Toll Payment

Instructions

Confirm that all details below are correct and then Click Next

Payment is due within 30-days of travel

Verify UnPaid Toll Information

Please Verify the Information is Correct

Ticket ID 00002980077055410	Ticket Issued 1/5/2018
License Plate # GSH	Toll Plaza 014 Westport Barrier
State Issued IN	Lane Westport Lane 1
Unpaid Toll 00002980077055410	Toll Operator -

Amount Due

Amount Due
\$2.00

Amount Paid
\$1.25

Amount Owed
\$0.75

PREVIOUS NEXT

You will be redirected to an external site to collect payment

indiana TOLL ROAD Electronic Payment Exchange

First Name:

Last Name:

City, St, Zip:

Home Phone:

Transaction Type

Credit





ACH

Card Number:

Expiration Date: MM YY YYYY

CVV Value: [Find CVV](#)

We support the following financial networks:

➔ SUBMIT RESET

1. Enter your electronic payment exchange
2. First name
3. Last name
4. City
5. State
6. Zip Code
7. Home phone
8. Choose your transaction type
9. Credit Card
 - a. Enter your credit card number
 - b. Expiration date
 - c. CVV value
 - d. Click Submit
10. ACH
 - a. Enter your bank routing number
 - b. Enter your bank account number
 - c. Click submit

If you do not have a ticket number:

- Check I do not have my ticket number
- Click NEXT

1. Enter license plate number
2. Ticket issued date
3. License plate state
4. Toll plaza
5. Payment amount \$.01 - \$100
6. Ticket ID if available
7. You may also use the search option at the end of the unpaid toll box. From the search select your unpaid toll ticket ID & enter your contact information
8. First name
9. Last name
10. Primary phone
11. E-mail address
12. Street
13. City
14. State/Providence
15. Zip Code
16. Country
17. Click NEXT
18. Confirm the information you have entered
19. Click MAKE PAYMENT

You will be redirected to an external site to collect payment

The screenshot shows the 'Indiana Toll Road Electronic Payment Exchange' form. It includes fields for First Name, Last Name, City, St, Zip, and Home Phone. Below these is a 'Transaction Type' section with radio buttons for 'Credit' (selected) and 'ACH'. The 'Credit' section has fields for Card Number, Expiration Date (MM and YYYY dropdowns), and CVV Value (with a 'Find CVV' link). At the bottom, it lists supported financial networks: VISA, MasterCard, and American Express. There are 'SUBMIT' and 'RESET' buttons at the bottom left.

Pay Unpaid Toll if you do not have a ticket

The screenshot shows the 'Unpaid Toll Payment' form. It has a progress bar at the top. The 'Instructions' section states: 'We could not find an unpaid toll for your ticket number. Please fill in the unpaid toll information below. Payment is due within 30-days of travel.' The form asks for 'License Plate Number', 'Ticket Issued', 'License Plate State', and 'Toll Plaza'. There is a 'Payment Amount' field with a note: 'Payment must be between \$0.01 through \$100. For any unpaid tolls over \$100, please contact Customer Care Center.' There are also fields for 'Ticket ID' and 'Unpaid Toll' with a search icon. A 'NEXT' button with a blue arrow is at the bottom left.

1. Enter your electronic payment exchange
2. First name
3. Last name
4. City
5. State
6. Zip Code
7. Home phone
8. Choose your transaction type
9. Credit Card
 - a. Enter your credit card number
 - b. Expiration date
 - c. CVV value
 - d. Click Submit
10. ACH
 - a. Enter your bank routing number
 - b. Enter your bank account number
 - c. Click submit